

VISION : Enlightenment Through Education,
Strength Through Organization.



SREE NARAYANA COLLEGE KANNUR

ACCREDITED BY NAAC WITH 'A' GRADE (AFFILIATED TO KANNUR UNIVERSITY)

Sree Narayana College Kannur, P.O. Thottada, Kannur, Kerala, India - 670 007

✉ sncollegekannur@gmail.com ☎ 0497 - 2731085

🌐 www.sncollegekannur.ac.in



Stakeholders' Feedback on Curriculum

Students, Teachers, Alumni & Employer

2019-20

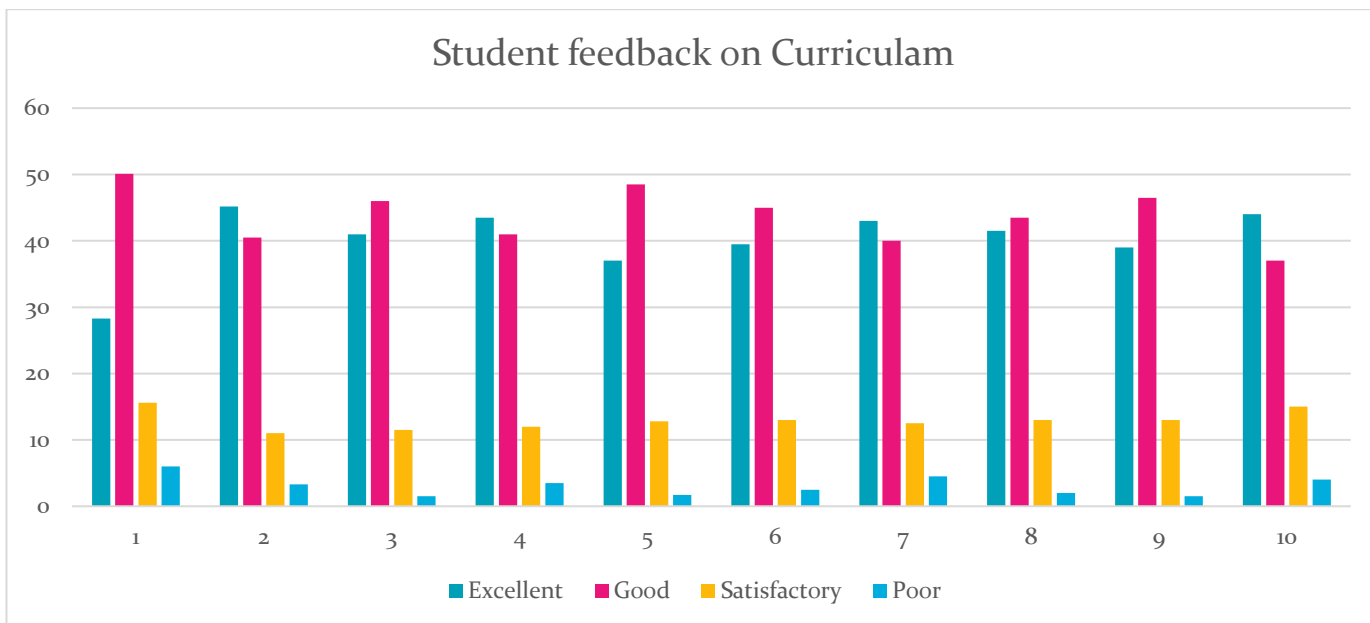
Sree Narayana College, right from its foundation, has become a model of excellence and innovation in the field of education. The college's Institutional Quality Assurance Cell (IQAC) focuses on maintaining quality standards. To achieve this, they collect feedback from students, teachers, alumni, and employers using a structured rating-based form. This feedback plays a crucial role in shaping the college's curriculum and enriching the learning experience. In the 2019-20 session, Sree Narayana College carefully analyzed this feedback, showcasing its dedication to continuous improvement and ensuring a high-quality education for its students.

STUDENT FEEDBACK ANALYSIS ON CURRICULUM

The feedback form included 10 questions addressing topics like syllabus depth, real-life relevance, learning benefits, clarity of materials, and motivation for further studies. Students rated each question with four options: Excellent, Good, Satisfactory, and Poor. This feedback is crucial for improving the curriculum's quality and relevance.

The analysis of student feedback for the academic year 2019-20 shows that the curriculum is largely well-received, with many students rating it as excellent or good in terms of relevance to real life, learning value, and overall quality. A significant majority of respondents (78.4%) rated the depth of the syllabus as either excellent or good, indicating strong satisfaction with the comprehensiveness of the syllabus. The curriculum's coverage was rated positively by 85.7% of respondents. The relevance of the curriculum to real-life situations was rated highly by 87% of students. The learning value in terms of knowledge, skills, and abilities received positive feedback from 84.5% of respondents. Clarity and relevance of reading materials were considered good by 85.5% of respondents. The relevance of library materials was well-received, with 84.5% of students rating it as excellent or good. The curriculum's ability to motivate students to pursue higher studies was rated positively by 83.% of respondents. The curriculum's attention to student requirements received high marks from 85% of respondents. The curriculum's relevance in empowering students to handle modern life challenges was rated positively by 85.5% of respondents. The overall curriculum was rated highly by 81% of students as good. The 4% poor rating highlights areas that may need improvement to enhance overall satisfaction.

Questions	Excellent	Good	Satisfactory	Poor
1. Depth of the syllabus	28.3	50.1	15.6	6.0
2. Extent of Coverage of Programme of Study	45.2	40.5	11.0	3.3
3. Relevance to Real Life	41.0	46.0	11.5	1.5
4. Learning Value in Terms of Knowledge, Skills, and Abilities	43.5	41.0	12.0	3.5
5. Clarity and Relevance of Textual Reading Material	37.0	48.5	12.8	1.7
6. Relevance of Library Material	39.5	45.0	13.0	2.5
7. Level of Motivation Generated to Go for Higher Studies	43.0	40.0	12.5	4.5
8. How Far the Curriculum Takes Care of Student Requirements	41.5	43.5	13.0	2.0
9. How Relevant is the Curriculum in Empowering Students to Take Up Challenges of Modern Life	39.0	46.5	13.0	1.5
10. Overall Rate of the Curriculum	44.0	37.0	15.0	4.0



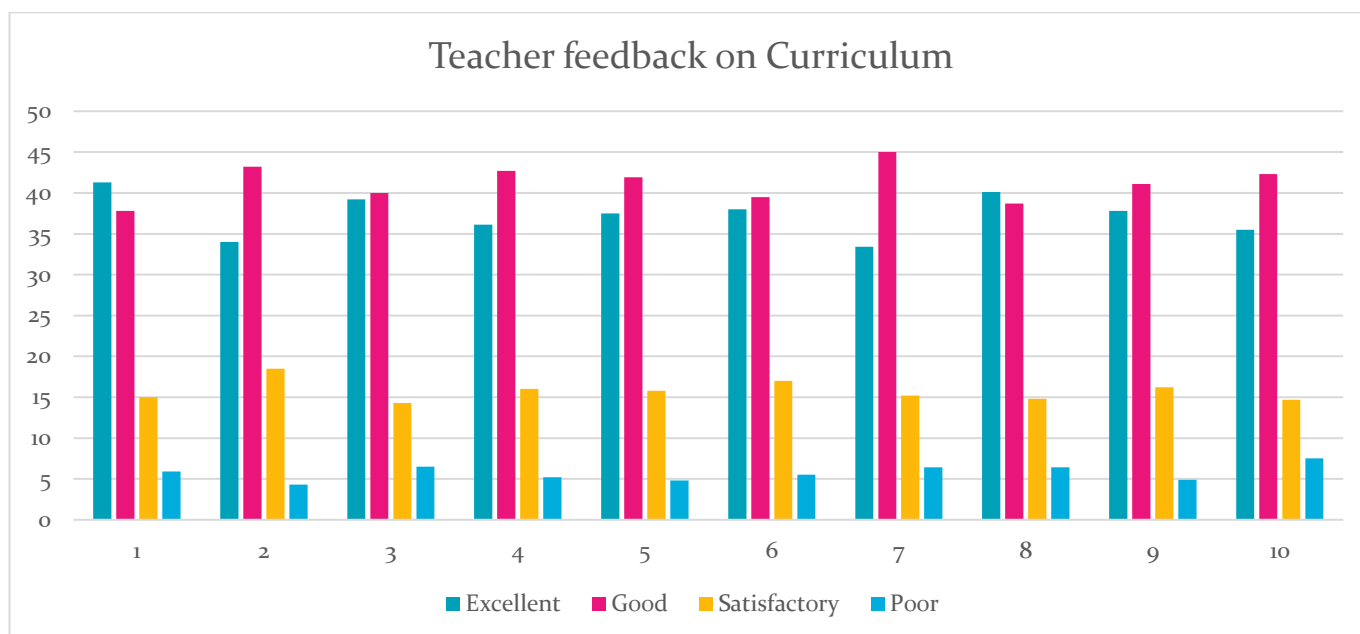
TEACHER FEEDBACK ANALYSIS ON CURRICULUM

This provides a comprehensive analysis of teacher feedback on the curriculum, focusing on various aspects critical to its effectiveness and relevance. The feedback was collected through a google form designed to evaluate the academic content, experiential methods, and overall design of the curriculum.

A significant majority of respondents provided positive feedback on the curriculum, reflecting a high level of satisfaction. The academic content of the syllabus received favorable ratings from 79.1% of respondents. The effectiveness of experiential methods in making the subject meaningful was endorsed by 77.2% of respondents. The curriculum's design in extending the subject to industrial and societal needs received positive feedback from 79.2%. The provisions for professional development were well-regarded by 78.8% of respondents. In terms of interdisciplinary learning, the curriculum was highly rated by 79.4% of respondents. The syllabus's allowance for new teaching strategies received 77.5% of all responses as good. The relevance and appropriateness of the prescribed reference materials were positively assessed by 78.4%. However, the adequacy of time given to teachers for syllabus completion was rated with 78.8%. The curriculum's relevance to real life situations and current trends was positively rated by 78.9% of respondents. The overall curriculum was rated highly by 77.8% of respondents, with 35.5% rating it as excellent and 42.3% as good. The 7.5% poor rating indicates areas where improvements could be made to enhance overall satisfaction and effectiveness.

Questions	Excellent	Good	Satisfactory	Poor
1. Academic content of the syllabus	41.3	37.8	15.0	5.9
2. The effectiveness of experiential methods in making the subject meaningful in the curriculum	34.0	43.2	18.5	4.3
3. The curriculum design in enabling students to extend the subject to industrial and societal needs?	39.2	40.0	14.3	6.5
4. The provisions for professional development made in the syllabus	36.1	42.7	16.0	5.2
5. The syllabus and curriculum in facilitating interdisciplinary learning	37.5	41.9	15.8	4.8
6. The syllabus in permitting freedom to adopt new teaching strategies	38.0	39.5	17.0	5.5
7. The books prescribed/listed as reference materials are relevant, updated and appropriate	33.4	45.0	15.2	6.4
8. The adequacy of time given to teachers for the completion of the syllabus during the semester?	40.1	38.7	14.8	6.4

9. The curriculum in terms of its relevance to real-life situations and its reflection of current trends and practices in the respective disciplines	37.8	41.1	16.2	4.9
10. Overall Rate of the Curriculum	35.5	42.3	14.7	7.5



ALUMNI FEEDBACK ANALYSIS ON CURRICULUM

The alumni feedback form consists of questions that truly indicated their satisfaction level of the alumni about the syllabus. Given below are the conclusions obtained by analyzing the alumni feedback for the academic year 2019 - 2020.

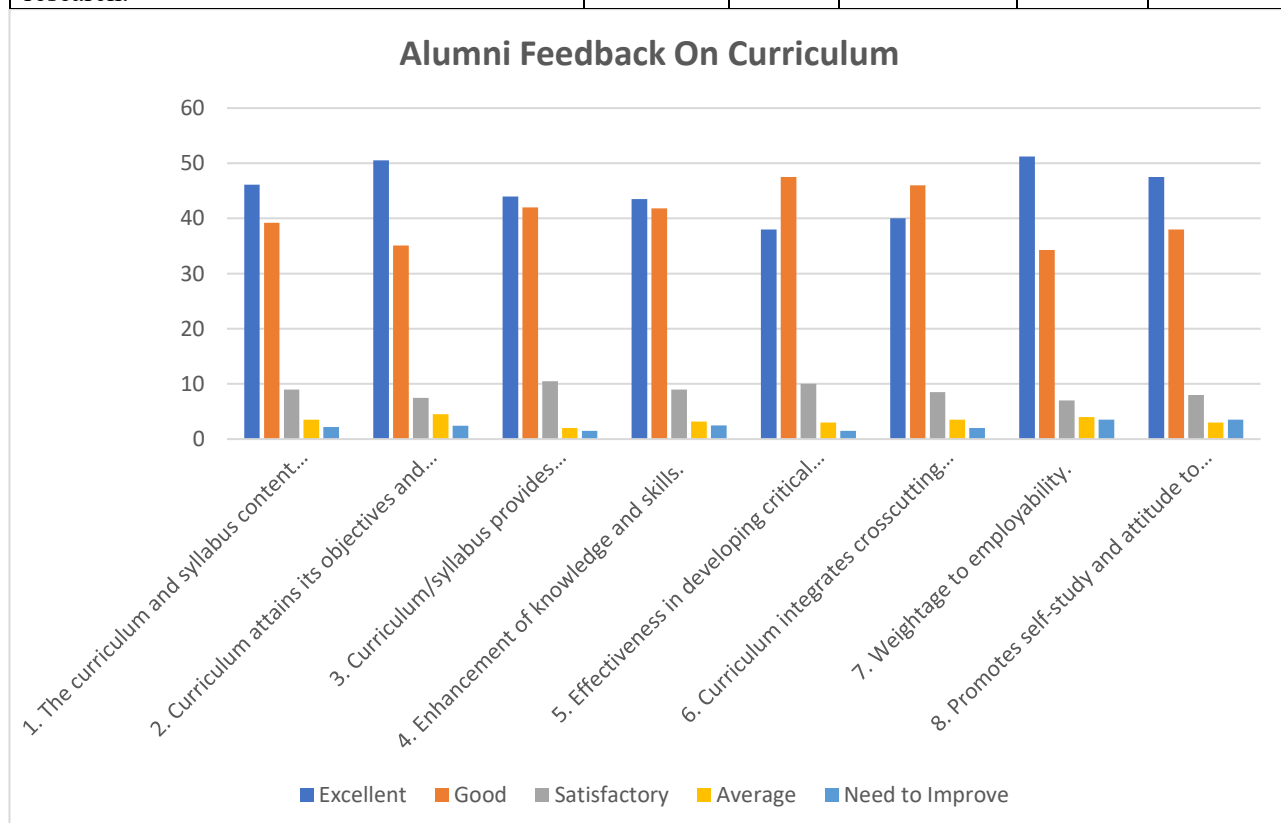
The feedback shows that the curriculum is generally well-regarded, with most attributes receiving high combined ratings for "Excellent" and "Good." The curriculum's ability to meet higher education standards is strong, with 85.3% of respondents rating it as "Excellent" or "Good." Achieving learning outcomes is rated highly at 85.6%, and the focus on employability is particularly well-rated, with 85.5% giving positive feedback.

Areas like enhancing knowledge and skills (85.3%) and developing critical thinking (85.5%) are also viewed favorably, though there is some room for improvement in fostering self-study and research attitudes, which received 85.5% positive ratings. The integration of crosscutting issues such as ethics and sustainability is positively rated by 86%, though a small portion still suggests further improvement.

Overall, the combined "Excellent" and "Good" ratings indicate a largely positive reception across the board, with the curriculum being effective in key areas like skill development, critical thinking, and

employability, but with room for enhancement in promoting independent learning and integrating broader societal issues.

Questions	Excellent	Good	Satisfactory	Average	Need to Improve
1. The curriculum and syllabus content were appropriate for higher education.	46.1	39.2	9	3.5	2.2
2. Curriculum attains its objectives and learning outcomes.	50.5	35.1	7.5	4.5	2.4
3. Curriculum/syllabus provides sufficient option to learn varied skills.	44	42	10.5	2	1.5
4. Enhancement of knowledge and skills.	43.5	41.8	9	3.2	2.5
5. Effectiveness in developing critical thinking.	38	47.5	10	3	1.5
6. Curriculum integrates crosscutting issues relevant to Professional Ethics, Gender, Human Values, Environment and Sustainability.	40	46	8.5	3.5	2
7. Weightage to employability.	51.2	34.3	7	4	3.5
8. Promotes self-study and attitude to research.	47.5	38	8	3	3.5



EMPLOYER FEEDBACK ANALYSIS ON CURRICULUM

The employer feedback form consists of questions that truly indicated their satisfaction level of the alumni about the syllabus. Given below are the conclusions obtained by analyzing the employer feedback for the academic year 2019-20

The feedback indicates that the graduates are generally performing well across several key areas, with the highest strengths seen in their ability to communicate and collaborate, openness to new ideas, and work ethic. For example, 79.1% of respondents rated communication and collaboration skills as either "Excellent" or "Very Good," while 81.4% of respondents were impressed with their planning and organizational skills. Additionally, 47.2% of respondents felt that graduates are highly open to learning new techniques, showcasing adaptability and receptiveness.

However, there are areas where improvement is needed. Graduates' problem-solving skills and their ability to develop practical workplace solutions are rated slightly lower, with 35.6% marking them as "Excellent" in adapting to new challenges, while only 32.4% rated their ability to provide practical solutions at the highest level. Innovativeness and creativity are also areas of concern, with only 28.9% of respondents rating this attribute as "Excellent." These are key areas that could benefit from targeted professional development to ensure the graduates are prepared for complex and dynamic industry demands.

Lastly, satisfaction with graduates' contributions and their likelihood of being rehired is solid, with 79% of respondents being either "Very Satisfied" or "Satisfied" with the graduates' work, and 82.1% indicating a strong likelihood of hiring more graduates from the institute. These numbers suggest that while the graduates have a strong foundation, focusing on innovation, problem-solving, and technical skills could further improve their impact in the workplace.

Questions	Excellent	Very Good	Good	Average	Poor
1. How effectively do our graduates communicate and collaborate within your teams?	37.9	41.2	20.9	0	0
2. Rate our graduates' ability to adapt to new challenges and solve problems	35.6	42.5	18.7	3.2	0
3. Rate our graduates' ability to develop practical solutions to workplace problems	32.4	44.8	19.3	3.5	0
4. Rate our graduates' effectiveness in working as part of a team	30.8	58.2	8.1	2.9	0
5. Rate our graduates' planning and organization skills	31.4	61.2	5.5	1.9	0
6. Rate our graduates' openness to new ideas and their ability to learn new techniques	47.2	34.2	16.4	2.2	0
7. Rate the professionalism and work ethic of our graduates	44.5	36.2	15.9	3.4	0
8. How would you assess the technical skills of our graduates in relation to your industry needs?	40.1	39.4	16.8	3.7	0

9.	Rate our graduates' innovativeness and creativity in their work	28.9	48.7	18.3	4.1	0
10.	Rate our graduates' ability to build and maintain positive relationships	33.5	46.2	16.7	3.6	0
11.	Rate our graduates' ability to take on extra responsibilities when needed	31.7	45.8	18.6	3.9	0
12.	Rate our graduates' commitment to working additional hours when necessary	29.2	47.5	20.3	3	0
13.	How satisfied are you with the contribution of our graduates to your organization?	38.5	40.7	17.4	3.4	0
14.	Based on your experience, how likely are you to hire more graduates from our institute?	42.3	39.8	14.9	3	0

